

بسم الله الرحمن الرحيم..

السلام عليكم ورحمة الله وبركاته

هذا الملف عن جزء الكتابه في اختبار *IELTS* ,,

مجهود شخصي قابل للصواب والخطأ من لديه أي تعديل او اضافات اتقبل ذلك ,,

@snow_white2

IELTS Writing Task 1 & 2

5 خطوات للنجاح في الآيلتس

الخطوة الأولى : طور لغتك الإنجليزية.

- 1.- تحدث بالإنجليزية مع عائلتك وأصدقائك
- 2.- استمع وشاهد البرامج والأفلام الناطقة بالإنجليزية. حاول أن تستمع إلى العديد من اللهجات الإنجليزية.
- 3.- احرص على قراءة المطبوعات المكتوبة باللغة الإنجليزية مثل الصحف والمجلات ، كلما كان ذلك ممكناً
- 4.- تمرن على كتابة الخطابات أو الملاحظات باللغة الإنجليزية كي تحسن مهارات الكتابة لديك .

الخطوة الثانية : تعرف على شكل وقواعد امتحان الآيلتس

. احرص على التعرف على النقاط التي يبحث عنها الممتحنون في اختباري المحادثة والكتابة من خلال قراءة معايير تقييم اختبار الآيلتس

الخطوة الثالثة : تدرب على أسئلة الامتحان

- 1 - تدرب على أسئلة امتحان الآيلتس قبل فترة كافية من دخول الامتحان.
- 2 - يمكنك التدرب على أسئلة امتحان الآيلتس من خلال كتب النماذج الرسمية لاختبار الآيلتس،

الخطوة الرابعة : حاول أن تشعر بالاسترخاء في يوم الاختبار

اقض بعض الوقت قبل الامتحان في تنشيط ذاكرتك، ومحاولة تذكر قواعد وأجزاء اختبار الآيلتس، وكذلك مكان الاختبار حتى تشعر بالاسترخاء وتتجنب أي ضغط نفسي أثناء الامتحان

الخطوة الخامسة: تعرف على ما يجب أن تتوقعه في يوم الامتحان

تعرف على بعض النصائح المفيدة التي تساعدك على الشعور بالاسترخاء وتحقيق النجاح في اختبار الآيلتس .

IELTS Writing Task 1

مالطريقة الصحيحة للإجابة على قسم الكتابة في هذا الجزء؟

شاهد هذا الفيديو:

<https://www.youtube.com/watch?v=x1E2wLW9pn8>

IELTS 1

WRITING: Task 1



Task 1 Writing (Bar Chart) 005

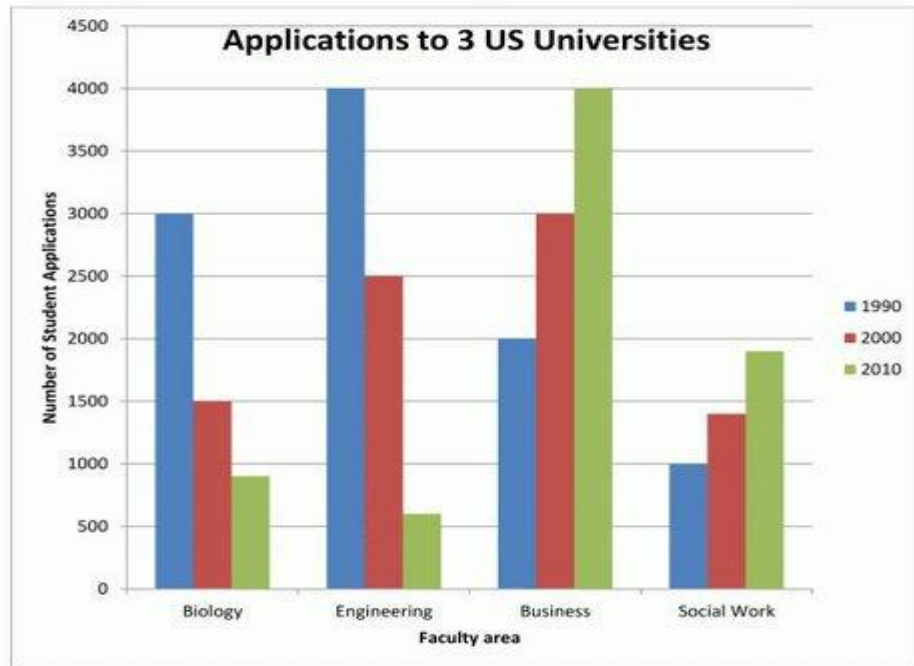
WRITING TASK 1

You should spend about 20 minutes on this task.

The bar chart below gives information about student applications at three US universities over the period from 1990 to 2010 in four different faculty areas.

Summarise the information by selecting and reporting the main features, and make comparisons where relevant.

Write at least 150 words.



www.ielts-english.info

عند الإجابة لابد من مراعاة ما يلي :

– كتابة ١٥٠ كلمة على الأقل

Introduction

Two body paragraphs

Conclusion

في الصورة أدناه توضيح هام بأن لا تكتب جميع التفاصيل!
اختر أهم البيانات ثم قارن واستنتج

| DO | DON'T |
|--|--|
| <ul style="list-style-type: none"> • <u>write an overview</u>: this should include a summary of the information and data from the graph/chart and usually comes in the conclusion • focus on the <u>key features</u> of the graph/chart • <u>notice overall trends</u>: the sales might be fluctuating but over the span of the whole period they rise/fall/remain stable • <u>use data (numbers) to support your description</u>: this means that every statement about the graph (e.g. the sales have risen significantly) needs to be supported by figures (e.g. the sales have risen significantly by about 50%) • use <u>passive voice</u> when appropriate: e.g. The electricity <u>is produced</u> in 3 stages. • <u>divide your work logically into paragraphs</u>: introduction, main body (normally 2 paragraphs) and conclusion • <u>paraphrase the instructions</u>: your introduction should, well..., introduce the graph/chart; however, it is not ok just to copy the task – make sure you paraphrase • <u>write AT LEAST/MINIMUM 150 words</u>: it might sound stupid but it's VERY important – you lose points on the TA for underlength • use <u>linking</u> to signal <u>contrast/addition, etc.</u> • <u>brainstorm synonyms</u> and avoid repetition • <u>minimise simple errors</u>: e.g. The sales rise in 1990 and then fall. | <ul style="list-style-type: none"> • <u>DON'T focus on describing and analysing all the details</u>: you'll only waste time (and there's not much of it) – identify the main trends and features • <u>DON'T make personal comments about or give reasons for the data presented</u>: e.g. The sales have dropped because of the crisis. • <u>DON'T copy the task instructions in your introduction</u> • <u>DON'T use informal language</u>: e.g. phrasal verbs • <u>DON'T describe the graph in a haphazard manner</u>: try to find a logic (e.g. temporal, topical, consequential) • <u>DON'T make mistakes with the numbers you are quoting</u>: they've got to be exact! |

compiled by Marek Kiczowski

أهم الكلمات التي أستخدمها لكي أحصل على درجة عالية ,,

استخدامك لهذه الكلمات مهم جدا ويرفع درجتك في هذا القسم :

IELTS Writing Task 1 Academic Version



www.grammar.cl
www.vocabulary.cl

DESCRIBING TRENDS

| | | |
|---|--|---|
| Verbs to describe rise jump grow climb go up increase rocket | | Adverbs to describe... HOW? sharply quickly rapidly steeply considerably significantly substantially steadily gradually moderately slightly slowly |
| Verbs to describe fall drop decline decrease go down plunge plummet | | |
| | | How to describe stay remain + maintain constant steady stable |

© Woodward English

مرحلة الاستعداد والإطلاع :

ان الاطلاع على النماذج السابقة مهم جدا, اخترت لك هذا الموقع الرائع:

[IELTS Essay Writing](#)

أثناء استعدادك ضع لنفسك ٢٠ دقيقة لكي تنتهي من الإجابة على السؤال. بعد الانتهاء اعمل تقييم ذاتي لنفسك من هنا:

IELTS™

English for International Opportunity

IELTS Writing Task 1 Checklist

Cohesion and Coherence

I have made comparisons and not just listed information

I have divided my answer into paragraphs

I have mentioned the striking features

Lexical Resource & Grammatical Range and Accuracy

I have avoided repetition of words and grammatical structures

I have used the correct tenses

I have checked my writing for mistakes:

Pluralisation *subject/verb agreement* *word formation* *spelling*

wrong word *unnecessary words* *missing words(missing subject, relative pronoun)*

omission/ incorrect inclusion of articles *missing third person 's'* *word order*

Additional checklist for Maps:

I have included an overview

I have used appropriate adverbials of location

I have used a range of synonyms

Additional checklist for Processes:

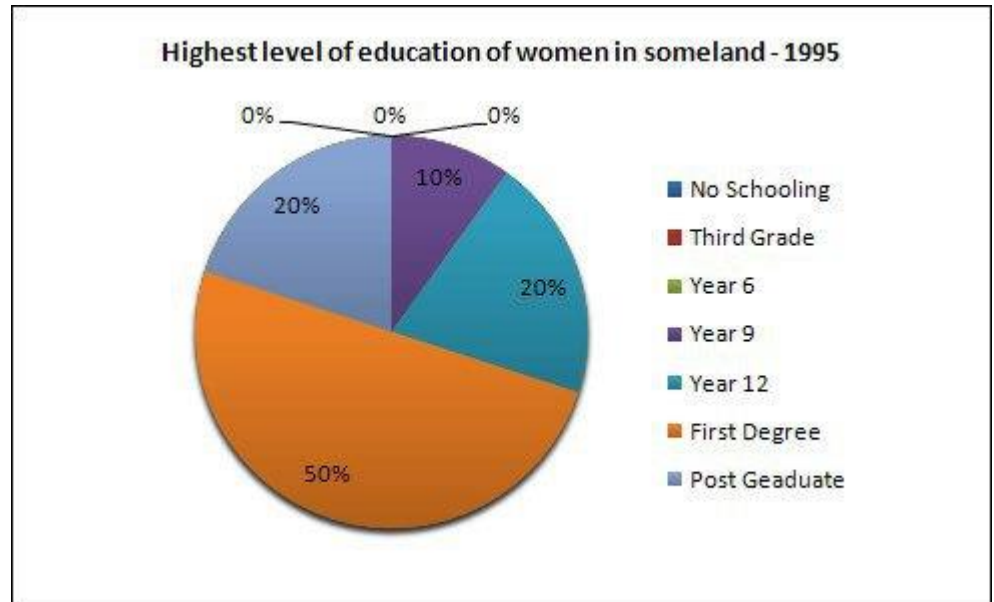
I have used passives correctly

I have used correct tenses

I have linked appropriate linking devices

مثال :

كيفية الاجابة بشكل صحيح على هذا السؤال:



الحل:

- نكتب ٣ إلى ٤ جمل افتتاحية عن الشكل بصورة عامة .
- نجزأ الكلام إلى ٤ قِطَع رئيسية .
- نذكر أهم البيانات الموجودة في الشكل .
- لا ننس استخدام كلمات تدل على المقارنة .
- ندعم كل جملة رئيسية بمثال من الشكل .
- لا نكرر استخدام الكلمات .

IELTS Writing - Academic Task 1

Vocabulary

The following words and phrases will help you describe trends:

| Nouns | Verbs: | Adverbs | Adjectives |
|--|---|--|---|
| <ul style="list-style-type: none"> <input type="radio"/> a rise <input type="radio"/> an increase <input type="radio"/> a surge <input type="radio"/> a growth <input type="radio"/> a peak | <ul style="list-style-type: none"> <input type="radio"/> to rise <input type="radio"/> to increase <input type="radio"/> to surge <input type="radio"/> to grow <input type="radio"/> to peak <input type="radio"/> to skyrocket <input type="radio"/> to fluctuate <input type="radio"/> to vary | <ul style="list-style-type: none"> <input type="radio"/> sharply <input type="radio"/> suddenly <input type="radio"/> rapidly <input type="radio"/> abruptly <input type="radio"/> dramatically <input type="radio"/> significantly <input type="radio"/> steadily <input type="radio"/> considerably <input type="radio"/> markedly <input type="radio"/> slightly <input type="radio"/> gently <input type="radio"/> gradually <input type="radio"/> wildly | <ul style="list-style-type: none"> <input type="radio"/> sharp <input type="radio"/> sudden <input type="radio"/> rapid <input type="radio"/> abrupt <input type="radio"/> dramatic <input type="radio"/> steep <input type="radio"/> significant <input type="radio"/> steady <input type="radio"/> considerable <input type="radio"/> marked <input type="radio"/> slight <input type="radio"/> gentle <input type="radio"/> gradual |
| <ul style="list-style-type: none"> <input type="radio"/> a fluctuation <input type="radio"/> a variation | <ul style="list-style-type: none"> <input type="radio"/> to dive <input type="radio"/> to plunge | | |
| <ul style="list-style-type: none"> <input type="radio"/> a period of stability <input type="radio"/> a plateau | | | |
| <ul style="list-style-type: none"> <input type="radio"/> a fall <input type="radio"/> a decrease <input type="radio"/> a decline <input type="radio"/> a dip | <ul style="list-style-type: none"> <input type="radio"/> to fall <input type="radio"/> to decrease <input type="radio"/> to decline <input type="radio"/> to dip | | |
| Phrases to show an upward trend | | | |
| <ul style="list-style-type: none"> <input type="radio"/> to show a downward trend <input type="radio"/> to hit the highest point <input type="radio"/> to hit the lowest point <input type="radio"/> to reach a peak <input type="radio"/> to show some fluctuation <input type="radio"/> to fluctuate wildly <input type="radio"/> to remain stable <input type="radio"/> to remain static <input type="radio"/> to remain unchanged <input type="radio"/> to stay constant | | <ul style="list-style-type: none"> <input type="radio"/> to reach a plateau <input type="radio"/> to level off <input type="radio"/> to flatten out <input type="radio"/> the highest <input type="radio"/> the lowest <input type="radio"/> the second highest <input type="radio"/> the third highest <input type="radio"/> compared to <input type="radio"/> compared with <input type="radio"/> relative to | |

مثال مع الإجابة عليه بالتفصيل كنموذج سابق:

هذا موقع يساعدك على التحضير للاجابة على Task 1:

[IELTS Writing Task 1](#)

How do I answer an IELTS writing task 1?

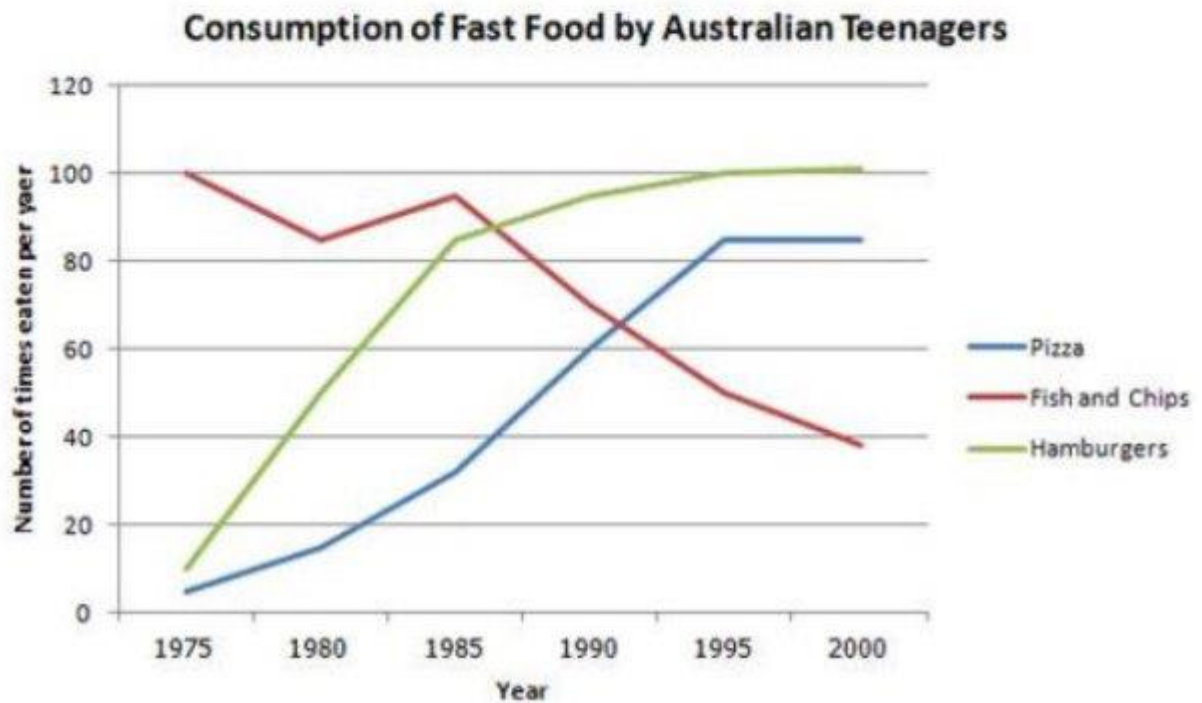
To analyse this, we'll look at a line graph. Look at the following question and the graph.

You should spend about 20 minutes on this task.

The line graph below shows changes in the amount and type of fast food consumed by Australian teenagers from 1975 to 2000.

Summarize the information by selecting and reporting the main features and make comparisons where relevant.

Write at least 150 words.



تذكر ان الكتابة عبارة عن مهارة تعتمد على التدريب المستمر ,,

IELTS Writing Task 2

كيفية الاجابة بشكل صحيح على هذا الجزء؟

How do I Write an IELTS Essay?

In order to answer this, lets first look at a sample question:

You should spend about 40 minutes on this task.

Present a written argument to an educated reader with no specialist knowledge of the following topic.

In the last 20 years there have been significant developments in the field of information technology (IT), for example the World Wide Web and communication by email. However, these developments in IT are likely to have more negative effects than positive in the future.

To what extent do you agree with this view?

Give reasons for your answer and include any relevant examples from your own experience or knowledge.

You should write at least 250 words.

عند كتابة المقال في الاختبار ينبغي مراعاة التالي:

Writing task 2 writing an essay



It must have 3 parts :

1. Introduction : 1 paragraph.
2. Body : 2 to 3 paragraphs .
3. Conclusion : 2 paragraph .

Within 250 word not less .

Remember you have 40 minutes to do this !

أنواع الأسئلة:

Agree/ disagree من أكثر الأسئلة شيوعا في اختبار الآيلتس , وفي الصورة التالية جميع الانواع:

These are some of the types of IELTS essay we will look at:

- Agree / disagree
- Discuss two opinions
- Advantages & disadvantages
- Causes (reasons) & solutions
- Causes (reasons) & effects
- Problems & solutions
- Compare & contrast

- حلّ السؤال ثم اجب عن جميع أجزاءه
- جزء إجابتك إلى مقاطع
- ادعم إجابتك بأمثلة
- لا تكرر الكلمات حتى تظهر تمكنك من اللغة

IELTS Writing Task 2

| DO | DON'T |
|---|---|
| <ul style="list-style-type: none"> • <u>analyse</u> the topic • respond to <u>all parts</u> of the prompt fully • spend the first five minutes <u>planning your essay</u> • in the <u>introduction</u>: paraphrase the task and <u>state the aim</u> of your essay in a <u>thesis statement</u> • divide your essay into <u>paragraphs</u> (min. <u>four</u>: introduction, two main body paragraphs, conclusion) • start each paragraph with a <u>topic sentence</u> • provide a <u>reason</u> and an <u>example</u> for each of <u>your arguments</u> • <u>summarise</u> the points made in the essay in the <u>conclusion</u> • provide some <u>food for thought</u> (e.g. recommendations, suggestions, wider implications) in the conclusion • use <u>impersonal</u> language (e.g. <i>we must - it is essential we</i>) • if appropriate, state your <u>opinion in formal style</u> (e.g. <i>It is my firm belief that</i>) • use <u>formal vocabulary</u> (e.g. <u>keep</u> - maintain; make sure - ensure) TIP: words that sound or look more French, Spanish, Italian or Portuguese will usually be more formal • use <u>passive voice</u> to sound more formal and objective (e.g. <i>The film <u>will be shown</u>...</i>) • avoid repetition by <u>using synonyms</u> (e.g. important = vital = essential = crucial) • use <u>formal linking</u> words (e.g. <i>despite, nevertheless, furthermore</i>) • use <u>complex sentences</u> • <u>proofread</u> your work to avoid simple mistakes • make sure you've written at least <u>250 words</u> | <ul style="list-style-type: none"> • DON'T use <u>contractions</u> (e.g. <i>I don't</i>) • avoid <u>being personal</u> (e.g. <i>I, me, my</i>) • DON'T use <u>emotive language</u> (e.g. <i>disgusting, fabulous</i>) • DON'T use only <u>personal examples</u> • DON'T use colloquial expressions (e.g. <i>I had great time</i>) • avoid <u>simple vocabulary</u> (e.g. <i>say, think, bad</i>) and <u>basic linking</u> words (e.g. <i>and, but, also</i>) • DON'T <u>repeat the same vocabulary</u> throughout your essay • DON'T write <u>simple sentences</u> (e.g. <i>Everyone thinks it's true. I disagree.</i>) • DON'T use <u>overgeneralisations</u> (e.g. <i>everyone, always, never, all</i>) • DON'T <u>copy the task</u> in your introduction • DON'T forget to <u>answer ALL parts</u> of the task • DON'T write <u>less than 250 words</u> • DON'T forget to <u>summarise and conclude</u> your essay in the last paragraph • DON'T use examples or arguments <u>unrelated to the topic</u> |

أهم الكلمات المستخدمة في قسم الكتابة Task 2

Linking Words for IELTS Writing Task 2 1

Linking words are essential for IELTS writing task 2 to get a high score. The word list below will help you show the examiner a range of connecting words to get a high score in the criterion of Coherence and Cohesion which is 25% of your marks. You will be checked on your range, accuracy and your flexibility of linking words in IELTS writing task 2.

Linking Words for IELTS Writing Task 2

| Listing & Order | Adding Information | Giving Examples |
|---|--|--|
| firstly secondly thirdly fourthly lastly /last but not least / finally | in addition additionally furthermore moreover also not only ... but also as well as | for example one clear example is for instance such as namely to illustrate in other words |
| Results and Consequences | Highlighting and Stressing | Concessions and Contrasts |
| as a result consequently therefore thus hence so for this reason | particularly in particular specifically especially obviously of course clearly | admittedly however nevertheless even though although despite in spite of still on the other hand by contrast in comparison alternatively another option could be |
| Reasons and Causes | Giving your Opinion | Concluding Linkers |
| because owing to due to since as | In my opinion I think I believe I admit In my view I concur / I agree I disagree / I cannot accept | in conclusion to conclude to sum up to reiterate |

The above linking devices can be used for both Academic IELTS and General Training IELTS. Spelling is important and any words spelled incorrectly will adversely affect your score. There are also other useful expressions listed above for giving your opinion.

Please see my blog (www.ieltsliz.com) for model essays using a range of linking devices and also practice exercises to improve your understanding of connective devices.

مرحلة الاستعداد والإطلاع :

IELTS TASK 2

5 STEP APPROACH

ANALYSE THE QUESTION

ESTABLISH EXACTLY WHAT THE QUESTION IS ASKING YOU TO DO. PICK OUT KEYWORDS AND UNDERLINE INSTRUCTIONS

STEP
01



INTRODUCTION

PARAPHRASE THE QUESTION, ANSWER THE QUESTION DIRECTLY AND TELL THE READER WHAT YOU WILL WRITE IN THE REST OF YOUR ESSAY

STEP
02

MAKE A PLAN

A GOOD PLAN WILL HELP YOU WRITE A CLEAR WELL ORGANISED ESSAY AND SAVE YOU TIME

STEP
03



MAIN BODY

THESE PARAGRAPHS TELL THE READER ABOUT YOUR MAIN POINTS IN MORE DETAIL AND SUPPORT YOUR MAIN POINTS WITH EXPLANATIONS AND EXAMPLES



CONCLUSION

SUMMARISE YOUR MAIN POINTS IN YOUR CONCLUSION, CHECK YOUR WORK AND YOU ARE DONE.

STEP
05



بعد الانتهاء من التدريب , قيم نفسك ذاتياً، هل أجبت على السؤال ؟
هل نظمت إجابتك ؟
هل استخدمت نقطة رئيسية في كل جزء؟

| Band Score 5 | Band Score 6 | Band Score 7 | Band Score 8 |
|--|---|---|---|
| <ul style="list-style-type: none">• There is some organisation but may not use paragraphs• Uses linking devices but with mistakes or inappropriate use• May be repetitive due to lack of referencing | <ul style="list-style-type: none">• Organised information coherently• Uses paragraphs but always logically• Uses linking devices effectively but there may be errors in linking between and within sentence• Uses referencing but not always clearly | <ul style="list-style-type: none">• Logically organises information• Good paragraphing• Has one central topic for each paragraph• Uses a range of linking devices• May over or under use linking devices• Good referencing | <ul style="list-style-type: none">• Information and ideas are organised logically• Paragraphing is sufficient and appropriate• Manages all aspects of linking and cohesion• No problems with referencing |

مثال مع الإجابة عليه بالتفصيل:

[Sample Task 2 IELTS Writing Questions](#)

:شاهد هذا الفيديو الذي يوضح لمحة موجزة عن هذا الجزء

https://www.youtube.com/watch?v=qHsNDV_15ts

!كيف تحل المهمة الثانية في الكتابة في الايلتس وتحصل على درجة ٨ في الايلتس؟؟

<https://www.youtube.com/watch?v=GogU6PZoexM>

4 DOS

AND

4 DON'TS

IELTS WRITING TASK 2

IELTSAADVANTAGE.COM

Answer the question - read the question carefully and do exactly what it asks you to do. You can then make a plan to help you order your ideas before you start to write.

Use an appropriate structure. There are several different types of question that you need to learn and they all have different structures.

Most questions ask you what your opinion is about a certain topic. If they do, make sure you make your opinion very clear throughout your essay.

Keep it simple. The examiners know you only have 40 minutes and do not expect a masterpiece. Don't overthink it. Often the best answers are the simplest ones.

Don't show off. You are being marked on vocabulary and grammar but that does not mean you should try to use very complicated words. If you are not 100% sure, don't use them.

You should never try to memorise or copy answers. Your grammar and vocabulary will be good but you will not have answered the question.

Don't overuse words like 'moreover', 'however' and 'nowadays'. You can use these but they should not be in every sentence. If you look at a Band 9 answer they are rarely used.

Never write a sentence without a purpose. Each sentence has a job to do in an essay, if it doesn't have a purpose, leave it out.

تجارب سابقة وكيفية الحل ..

كيفية حل الجزء الثاني في الكتابه من الامتحان حيث ان هذا الجزء عليه درجه اعلى من **TASK 1** الرسم البياني

الطريقه جيده .. و السير في الجامعه كان يعطيني **5.5** و **6** في الجزء الثاني من الامتحان..
المشكله الي كانت تواجهني فقط هي **الفوكاب** هو الي كان ينقصني..

.. موضوع الجزء الثاني عليه وقت حوالي **40** دقيقه و يجب كتابه **250** كلمه

المواضيع في هذا القسم نوعين :

- 1) Agree **OR** Disagree (هو الاكثر تكراراً) هل أنت مع أو ضد
- 2) Causes **AND** Effect السبب و التأثير

قبل الحل :

اقرأ الموضوع و افهمه لأن فهم الموضوع و الكتابه على اساسه له درجه عاليه حتى لو الموضوع إلي كتبتة مو طويل :

اكتب هوامش و رؤوس اقلام لأفكارك (اكتبها بالعربي **عشان الوقت**) بمعنى لو في الموضوع الاول اكتب ما اسباب تأييدك
..... الموضوع حوالي 3 أو 4 أو 5 و اكتب ايضاً ما اسباب معارضتك للموضوع 3 أو 4 أو 5

Agree OR Disagree هل أنت مع أو ضد

نموذج لسؤال

Modern lifestyles mean that many parents have little time for their children. Many children suffer because they do not get as much attention from their parents as children did in the past

To what extent do you agree or disagree??

1) الموضوع يتكلم عن .. (اسلوب الحياة المعاصره او مقصود اسلوب الحياة المتطور في الوقت الحالي و تأثيرها على الابناء حيث ان الاباء سيقضون اوقات قليله مع ابنائهم مما يآثر عليهم) هل انت مع أو ضد هذه الحياة؟؟

:- المقدمه #

.. تتكون من 4 جمل اساسيه

.. 1 - تعريف الموضوع

.. يعني على النموذج .. تبدأ

..... Modern lifestyle mean.....

تعريف للموضوع حتى لو سطر بس المهم انك تكتب بداية للموضوع ، و هذه الطريقه في كل موضوع
.. 2 - رأي الناس الموافقين .

.....Some people argue that it is good / useful

Some people argue that it is good and useful

Some people argue that it is useful for them .

3 -.. رأي الناس المعارضه .

While others want to change this idea

..... While others want to completely prevent..

4 - ماذا ستتحدث عنه .

. هذه الجملة عادة تكون وحده و نفسها في كل موضوع و تكتب فيه رأيك هل انت مع او ضد

...In this essay I will (discuss / argue) this is not good for هذه ضد

In this essay I will (discuss / argue) it is (good for/ way to) هذه مع

مقدمه متكاملة ,,

Modern lifestyle mean Some people argue that it is good and useful. While others want to change this idea.In this essay I will (discuss / argue) this is not good for ...

الموضوع او Body

{ المفروض تكتب الرايين ولا تتحدث عن نفسك اتحدث بلسان الناس }

Agree

Some people believe.....

Some people believe modern lifestyle have a lot of positive things.

Some people believe children should take free time. في موضوع ثاني

تذكر الاسباب لماذا الناس تؤيد الموضوع؟؟

..... (One reason is that (it is , they are السبب الأول

.....(Furthermore, (they , it و تتكلم عنه السبب الثاني و تتكلم عنه

.....(Moreover, (they , it و تتكلم عنه السبب الثالث و تتكلم عنه

Then Or also و لو في رابع اكتب

هذه طبعاً تعتمد على الشخص إلي تتكلم عنه و الافضل انك في اول جمله تذكره بالاسم و الباقي ممكن ضمائر (They, it)

Some people believe modern lifestyle have a lot of positive things. One reason is that (it is , they are)..... Furthermore, (they , it)
..... (Moreover, (they , it

ايضاً اكتب ماذا يعتقد الناس

Disagree.
However....

However , modern lifestyle is a bad things event in the present ...

However , there are several problems if you let children spend a lot of time on TV or playing games . في موضوع ثاني .

تذكر الاسباب لماذا الناس تعارض الموضوع؟؟

..... First of all , (they , it
..... Secondly, (they , it
..... Thirdly, (they , it
....., Finally

However , modern lifestyle is a bad things event in the present . First of all , (they , it)..... Secondly , thirdly, (they , it)..... Finally .

Your opinion رأيك

.. في هذه الجزئيه تذكر رأيك انت من اي فئة هل (مع او ضد) و تبين وجهه نظرك

In my opinion ,اهم شي تبدأ بهذه الجملة

In my opinion , I agree with modern lifestyles but I disagree what parents do with their children . We need modern lifestyles but also we need our children become good people in our society .

الخاتمه

.. .. اكتب بصفه عامه لا تتحاز لأي رأي من الاراء بمعنى انك تكتب المقدمه بصوره اخرى

..: مثال

.. لكل شي ايجابيات و سلبيات (مميزات و مساوي) فيجب علينا ان ننظر للجانب الايجابي من كل شي x

Everything has advantages and disadvantages and we determine which way we choose

Everything has advantages and disadvantages , we must look at the positive side of it .

....., In summary
..... .In conclusion

Modern lifestyle mean Some people argue that it is good and useful. While others want to change this idea. In this essay I will (discuss / argue) this is not good for

Some people believe modern lifestyle have a lot of positive things. One reason is that (it is , they are)..... ,Furthermore, (they , it) Moreover

However , modern lifestyle is a bad things event in the present . First of all, (they , it)..... .Secondly, (they , it) thirdly, (they , it)..... . Finally,

In my opinion ,
,In summary ,

سؤال آخر ,,

... Causes and effects

نموذج لسؤال ,,

We are running out of water . scientists warn that very soon we will not have enough useable water left for our daily, agricultural and industrial use

Discuss the **causes and effect** of water shortage

Give any relevant examples from your own knowledge or experience.

:- المقدمة #

.. تتكون من 3 جمل اساسيه

Water shortage means..... . 1 - تعريف الموضوع .

There are a lot of reasons and causes help to (decrease / spread 2 .. تكتب هذه الجمله .

In this essay I will discuss some of causes and effects of - 3. ماذا ستحدث عنه -

الموضوع

ذكر السبب مع التأثير و مثال

The main obvious reason is..... . This results in For example

Another cause of () is A major impact is that For example ,

An additional factor of () is that The most important consequence is For example

.. بعض الجمل المساعده

.....The most important (reason / factor / cause) is that

.....The main important (reason / factor / cause) is that

.....A major important (reason / factor / cause) is that

.....Another (reason / factor / cause) of () is that

.....A second (reason / factor / cause) of () is that

.....An additional (reason / factor / cause) of () is that

The most important (effect / result / consequence / impact)is that

الخاتمه

..... تذكر رأيك و وجهه نظرك بالموضوع و بعض الحلول المناسبة ,,

Water shortage means

There are a lot of reasons and causes help to (decrease / spread) the () . In this essay I will discuss some of causes and effects of ...().

The main obvious reason is This results in For example,

Another cause of () is A major impact is that For example

An additional factor of () is that The most important consequence is For example

In my opinion,

Task1

الطريقة تستخدم لـ Task1 التي يكون على شكل Line graph والمطلوب 150 كلمة فقط من دون نقصان وإذا فيه زيادة يكون قليل لأنهم ينقصون على الزيادة ,

نقسم الموضوع لثلاثة اقسام :

Introduction :

The line graph shows/ describe/ illustrates what, where and when

من خلال what, where, when يعني الشكل يصف () وفي (اي مكان) وفي (اي فترة زمنية) حاول تجاوب المخطط راح تحصل البيانات مكتوبة ولكن ليس نقل المباشر من السؤال .

overall view

في هذا القسم تكتب نظرة عامة عن المخطط من دون اي تفاصيل او ارقام بس نظرة شاملة او فكرة سريعة عن المخطط

overall, it can be seen that او هالعبارة It can be clearly seen that لازم تكتب هالعبارة ومن بعدها المعلومة naturally seen that

على سبيل المثال :

It can be clearly seen that, over-grazing had the highest rate and Europe was the most damaged area.

Main body

هذا هو القسم الاهم في تاسك 1 , نبدأ فيه بكتابة هذي العبارة

According to the graph, it is obvious that

لدينا نوعين من الجمل : جملة اسميه وفعليه

الجملة الاسمية

